

Sound Propagation Through the Elliptical SVU

Sohei Nishimura¹, HuyQuang Nguyen², Yuya Nishimura¹, Noriko Horibe³, Tsuyoshi Nishimura³ and Takashi Yano²

¹ Kumamoto National College of Technology, 2627 Hirayama-Shin-Machi, Yatsushiro Kumamoto 866-8501 JAPAN

² Faculty of Engineering, Kumamoto University, 2-39-1 Kurokami Kumamoto 860-0862 JAPAN

³ Faculty of Computer Science, Sojo University, 4-22-1 Ikeda, Kumamoto 860-0082 JAPAN

A conceptual model for window manufacturing which is capable of ventilation, regulating sunlight, and reducing a traffic and environment noise has been presented in previous studies. This window combines two basic components: a soundproofing ventilation unit (SVU) and a lighting unit. Due to the fact that the ventilation unit must have a large volume to attenuate low-frequency noise, many resonance of higher-order mode wave will be generated inside the unit. To minimize the higher-order mode in order to have a great soundproofing effect, an elliptical cavity is take into consideration in this paper. At first, by using the Mathieu function, the general expression of the output pressure to the given input uniform velocity is obtained for a whole ventilation unit. Next, based on the calculation results, the cause and mechanism of resonance frequencies inside an element are discussed in detail.

Keywords: soundproofing ventilation unit, higher-order mode wave, sound propagation

1. INTRODUCTION

Sealing up type's doors and windows are widely used in the current houses to intercept an inside outside. Needless to say, some home equipment such as air conditioners are necessary to keep a comfortable indoor's temperature while such doors and windows are closed. In previous study, we have been presented a conceptual model for window manufacturing which is capable of ventilating, regulating sunlight and reducing traffic noise for the developing tropical countries [1]. The ventilation unit is constructed using rectangular cavity with input and output openings at both ends. Due to the fact that the ventilation unit must have a large volume to attenuate low-frequency noise, many resonance of higher-order mode wave will be generated inside the unit. To minimize the higher-order mode in order to have a great soundproofing effect, an elliptical cavity is take into consideration in this paper.

The ventilation unit is model as a piston-driven elliptical rigid tube with no losses. By using the Mathieu function the general expression of the output pressure to the given input uniform velocity is obtained for a whole ventilation unit. Based on the calculation results, the cause and mechanism of resonance frequencies inside an element are discussed in detail.

2. METHOD OF ANALYSIS

A new type of window combines two basic components: ventilation and lighting(SVU) as shown in **Fig. 1**. The lighting unit can be constructed using one or two glass layers which are mounted between two ventilation components with input and output openings. The ventilation unit can be constructed using wood or metals, it also serves as an import function in reducing noise, which we must design using acoustics technology. Note that sound propagating through this element is a

combination of two kinds of waves: standing and higher-order mode waves. Thus, we need to choose a shape that minimizes the higher-order mode wave component as much as possible.

Here, we present the theoretical calculation of the sound pressure inside the elliptical unit including the effects of higher-order mode wave for a simple case where no acoustic material is used. Model of the unit is shown in **Fig. 2**. A section area S_w and length L of elliptical cavity that has an input and output at both side, the sectional area of them are S_0 and S_L , respectively.

The complete solution of wave equation when expressed in elliptical coordinates is [2].

$$\begin{aligned} \phi = & (A_0 \exp(\mu z) + B_0 \exp(-\mu z)) \\ & \left(\sum_{m=0}^{\infty} C_m C e_m(\xi, s) S e_{m+1}(\xi, s) \right. \\ & c e_m(\eta, s) s e_{m+1}(\eta, s) \\ & \left. + \sum_{m=0}^{\infty} S_{m+1} S e_{m+1}(\xi, s) s e_{m+1}(\eta, s) \right) \end{aligned} \quad (1)$$

where $c e_m(\eta, s)$, $s e_{m+1}(\eta, s)$ and $C e_m(\xi, s)$

$S e_{m+1}(\xi, s)$ are the Mathieu function and modified Mathieu function of m th-order, respectively. Other symbols are constants.

Let $V_x = -\partial \phi / \partial x$, $V_y = -\partial \phi / \partial y$ and

$V_z = -\partial \phi / \partial z$ be the velocity components in

the x , y and z directions, respectively.

The boundary conditions are

$$\{1\} \text{ at } z=0 \quad V_z = -\partial \phi / \partial z = V_0 F_0(\xi, \eta) \quad (2)$$

$$\{2\} \text{ at } z=L \quad V_z = -\partial \phi / \partial z = V_L F_L(\xi, \eta) \quad (3)$$

$$\{3\} \text{ at } \xi = \xi_w \quad V_\xi = -\partial \phi / \partial \xi = 0 \quad (4)$$

where

$$F_0(\xi, \eta) = \begin{cases} 1 & (\xi_{01} \leq \xi \leq \xi_{02}), (\eta_{01} \leq \eta \leq \eta_{02}) \\ 0 & \text{elsewhere} \end{cases} \quad (5)$$

$$F_L(\xi, \eta) = \begin{cases} 1 & (\xi_{L1} \leq \xi \leq \xi_{L2}), (\eta_{L1} \leq \eta \leq \eta_{L2}) \\ 0 & \text{elsewhere} \end{cases} \quad (6)$$

Based on the boundary conditions as given above, we will find the velocity potential ϕ .

At first, from boundary condition {2}

$$\begin{aligned} \frac{\partial}{\partial z} (A_0 \exp(\mu z) + B_0 \exp(-\mu z)) \Big|_{z=L} = 0 \\ \therefore B_0 = A_0 \exp(2\mu L) \end{aligned} \quad (7)$$

Substituting Eq. (7) into Eq. (1), we have

$$\begin{aligned} \phi = f(\mu, z) \sum_{m=0}^{\infty} (C_m C e_m(\xi, s) c e_m(\eta, s) \\ + S_{m+1} S e_{m+1}(\xi, s) s e_{m+1}(\eta, s)) \end{aligned} \quad (8)$$

Where

$$f(\mu, z) = \exp(\mu z) + \exp(2\mu L) \exp(-\mu z) \quad (9)$$

From boundary condition {3}

$$\begin{aligned} \frac{\partial}{\partial \xi} \left(\sum_{m=0}^{\infty} (C_m C e_m(\xi, s) c e_m(\eta, s) \right. \\ \left. + S_{m+1} S e_{m+1}(\xi, s) s e_{m+1}(\eta, s)) \right) \Big|_{\xi=\xi_w} = 0 \end{aligned} \quad (10)$$

Equation (10) is satisfied by requiring that s have those values that make

$$C e'_m(\xi, s) = \frac{\partial}{\partial \xi} C e_m(\xi, s) \Big|_{\xi=\xi_w} = 0 \quad (11)$$

$$Se'_{m+1}(\xi, s) = \frac{\partial}{\partial \xi} Se_{m+1}(\xi, s) \Big|_{\xi=\xi_w} = 0 \quad (12)$$

Let the positive parametric roots of Eq. (11) and Eq. (12) are designated as $s_{m,i}$ and $\bar{s}_{m,i}$, respectively. Then Eq. (8) becomes

$$\begin{aligned} \phi &= \sum_{m=0}^{\infty} \sum_{i=0}^{\infty} f(\mu_{m,i}, z) \\ &C_{m,i} Ce_m(\xi, s_{m,i}) ce_m(\eta, s_{m,i}) \\ &+ \sum_{m=0}^{\infty} \sum_{i=0}^{\infty} f(\bar{\mu}_{m+1,i}, z) \\ &S_{m+1,i} Se_{m+1}(\xi, \bar{s}_{m+1,i}) se_{m+1}(\eta, \bar{s}_{m+1,i}) \quad (13) \end{aligned}$$

From boundary condition {1}, we have

$$\begin{aligned} &-V_i F_i(\xi, \eta) - V_0 F_0(\xi, \eta) \\ &= \sum_{m=0}^{\infty} \sum_{i=0}^{\infty} f'(\mu_{m,i}, 0) \\ &C_{m,i} Ce_m(\xi, s_{m,i}) ce_m(\eta, s_{m,i}) \\ &+ \sum_{m=0}^{\infty} \sum_{i=0}^{\infty} f'(\bar{\mu}_{m+1,i}, 0) \\ &S_{m+1,i} Se_{m+1}(\xi, \bar{s}_{m+1,i}) se_{m+1}(\eta, \bar{s}_{m+1,i}) \quad (14) \end{aligned}$$

By multiplying both side of Eq. (14) by $Ce_m(\xi, s_{m,i}) ce_m(\eta, s_{m,i}) (\cosh 2\xi - \cos 2\eta)$ and integrating with respect to η from 0 to 2π , and with respect to ξ from 0 to ξ_w .

The constant C_m is determined as follows

$$\begin{aligned} &-(V_i F_i(\xi, \eta) - V_0 F_0(\xi, \eta)) \\ &Ce_m(\xi, s_{m,i}) ce_m(\eta, s_{m,i}) (\cosh 2\xi - \cos 2\eta) \end{aligned}$$

$$\begin{aligned} &= \sum_{m=0}^{\infty} \sum_{i=0}^{\infty} f'(\mu_{m,i}, 0) \\ &C_{m,i} Ce_m(\xi, s_{m,i}) ce_m(\eta, s_{m,i}) \\ &Ce_m(\xi, s_{m,i}) ce_m(\eta, s_{m,i}) (\cosh 2\xi - \cos 2\eta) \\ &- V_i \int_{\eta_{i1}}^{\eta_{i2}} \int_{\xi_{i1}}^{\xi_{i2}} Ce_m(\xi, s_{m,i}) ce_m(\eta, s_{m,i}) \\ &(\cosh 2\xi - \cos 2\eta) d\xi d\eta \\ &- V_0 \int_{\eta_{01}}^{\eta_{02}} \int_{\xi_{01}}^{\xi_{02}} Ce_m(\xi, s_{m,i}) ce_m(\eta, s_{m,i}) \\ &(\cosh 2\xi - \cos 2\eta) d\xi d\eta \\ &= \int_0^{2\pi} \int_0^{\xi_w} f'(\mu_{m,i}, 0) C_{m,i} Ce_m^2(\xi, s_{m,i}) \\ &ce_m^2(\eta, s_{m,i}) (\cosh 2\xi - \cos 2\eta) d\xi d\eta \\ &C_{m,i} = -\frac{V_i G_{m,i} + V_0 H_{m,i}}{f'(\mu_{m,i}, 0)} \quad (15) \end{aligned}$$

where

$$\begin{aligned} G_{m,i} &= \frac{\int_{\eta_{i1}}^{\eta_{i2}} \int_{\xi_{i1}}^{\xi_{i2}} Ce_m(\xi, s_{m,i}) ce_m(\eta, s_{m,i}) \\ &\int_0^{2\pi} \int_0^{\xi_w} Ce_m^2(\xi, s_{m,i}) ce_m^2(\eta, s_{m,i}) \\ &(\cosh 2\xi - \cos 2\eta) d\xi d\eta}{(\cosh 2\xi - \cos 2\eta) d\xi d\eta} \quad (16) \end{aligned}$$

$$\begin{aligned} H_{m,i} &= \frac{\int_{\eta_{01}}^{\eta_{02}} \int_{\xi_{01}}^{\xi_{02}} Ce_m(\xi, s_{m,i}) ce_m(\eta, s_{m,i}) \\ &\int_0^{2\pi} \int_0^{\xi_w} Ce_m^2(\xi, s_{m,i}) ce_m^2(\eta, s_{m,i}) \\ &(\cosh 2\xi - \cos 2\eta) d\xi d\eta}{(\cosh 2\xi - \cos 2\eta) d\xi d\eta} \quad (17) \end{aligned}$$

By multiplying both side of Eq. (14) by

$$\begin{aligned} &Se_{m+1}(\xi, \bar{s}_{m+1,i}) se_{m+1}(\eta, \bar{s}_{m+1,i}) \\ &(\cosh 2\xi - \cos 2\eta) \text{ and integrating with re-} \\ &\text{spect to } \eta \text{ from 0 to } 2\pi, \text{ and with respect} \end{aligned}$$

to ξ from 0 to ξ_w . The constant $S_{m+1,i}$ is determined as follows

$$S_{m+1,i} = -\frac{V_i \bar{G}_{m+1,i} + V_0 \bar{H}_{m+1,i}}{f'(\bar{\mu}_{m+1,i}, 0)} \quad (18)$$

where

$$\bar{G}_{m+1,i} = \frac{\int_{\eta_{i1}}^{\eta_{i2}} \int_{\xi_{i1}}^{\xi_{i2}} Se_{m+1}(\xi, \bar{s}_{m+1,i})}{\int_0^{2\pi} \int_0^{\xi_w} Se_{m+1}^2(\xi, \bar{s}_{m+1,i})} \quad (19)$$

$$\frac{se_{m+1}(\eta, \bar{s}_{m+1,i})(\cosh 2\xi - \cos 2\eta)d\xi d\eta}{se_{m+1}^2(\eta, \bar{s}_{m+1,i})(\cosh 2\xi - \cos 2\eta)d\xi d\eta}$$

$$\bar{H}_{m+1,i} = \frac{\int_{\eta_{01}}^{\eta_{02}} \int_{\xi_{01}}^{\xi_{02}} Se_{m+1}(\xi, \bar{s}_{m+1,i})}{\int_0^{2\pi} \int_0^{\xi_w} Se_{m+1}^2(\xi, \bar{s}_{m+1,i})} \quad (20)$$

$$\frac{se_{m+1}(\eta, \bar{s}_{m+1,i})(\cosh 2\xi - \cos 2\eta)d\xi d\eta}{se_{m+1}^2(\eta, \bar{s}_{m+1,i})(\cosh 2\xi - \cos 2\eta)d\xi d\eta}$$

Substituting Eq.(15) and Eq.(18) in Eq.(13), the velocity potential can be find as

$$\phi = -\sum_{m=0}^{\infty} \sum_{i=0}^{\infty} \frac{f(\mu_{m,i}, z)}{f'(\mu_{m,i}, 0)} (V_i G_{m,i} + V_0 H_{m,i})$$

$$Ce_m(\xi, s_{m,i})ce_m(\eta, s_{m,i})$$

$$-\sum_{m=0}^{\infty} \sum_{i=0}^{\infty} \frac{f(\bar{\mu}_{m+1,i}, z)}{f'(\bar{\mu}_{m+1,i}, 0)} (V_i \bar{G}_{m+1,i} + V_0 \bar{H}_{m+1,i})$$

$$Se_{m+1}(\xi, \bar{s}_{m+1,i})se_{m+1}(\eta, \bar{s}_{m+1,i})$$

$$= \sum_{m=0}^{\infty} \sum_{i=0}^{\infty} \frac{\cosh \mu_{m,i}(z-L)}{\mu_{m,i} \sinh \mu_{m,i} L} (V_i G_{m,i} + V_0 H_{m,i})$$

$$Ce_m(\xi, s_{m,i})ce_m(\eta, s_{m,i})$$

$$+ \sum_{m=0}^{\infty} \sum_{i=0}^{\infty} \frac{\cosh \bar{\mu}_{m+1,i}(z-L)}{\bar{\mu}_{m+1,i} \sinh \bar{\mu}_{m+1,i} L} (V_i \bar{G}_{m+1,i} + V_0 \bar{H}_{m+1,i})$$

$$Se_{m+1}(\xi, \bar{s}_{m+1,i})se_{m+1}(\eta, \bar{s}_{m+1,i}) \quad (21)$$

Therefore, the sound pressure of input be-

comes

$$P = jk\rho c\phi(\xi, \eta, 0)$$

$$= jkZ_w \sum_{m=0}^{\infty} \sum_{i=0}^{\infty} \left(U_i \frac{\cosh \mu_{m,i} L}{\mu_{m,i} \sinh \mu_{m,i} L} \frac{S_w}{S_0} G_{m,i} \right.$$

$$\left. - U_0 \frac{\cosh \mu_{m,i} L}{\mu_{m,i} \sinh \mu_{m,i} L} \frac{S_w}{S_L} H_{m,i} \right)$$

$$Ce_m(\xi, s_{m,i})ce_m(\eta, s_{m,i})$$

$$+ jkZ_w \sum_{m=0}^{\infty} \sum_{i=0}^{\infty} \left(U_i \frac{\cosh \bar{\mu}_{m+1,i} L}{\bar{\mu}_{m+1,i} \sinh \bar{\mu}_{m+1,i} L} \frac{S_w}{S_0} \bar{G}_{m+1,i} \right.$$

$$\left. - U_0 \frac{\cosh \bar{\mu}_{m+1,i} L}{\bar{\mu}_{m+1,i} \sinh \bar{\mu}_{m+1,i} L} \frac{S_w}{S_L} \bar{H}_{m+1,i} \right)$$

$$Se_{m+1}(\xi, \bar{s}_{m+1,i})se_{m+1}(\eta, \bar{s}_{m+1,i}) \quad (22)$$

Similarly, using the relation

$P_{out} = jk\rho c\phi(\xi, \eta, L)$ the sound pressure at the output piston can be determined. The average sound pressure acting on the output can be expressed as

$$\bar{P}_{out} = \frac{1}{S_L} \int_{\eta_{L1}}^{\eta_{L2}} \int_{\xi_{L1}}^{\xi_{L2}} P_{out} ds_1 ds_2$$

$$= jkZ_w \sum_{m=0}^{\infty} \sum_{i=0}^{\infty} \left(U_0 \frac{1}{\mu_{m,i} \sinh \mu_{m,i} L} H_{m,i}^{avr} \right.$$

$$\left. - U_L \frac{\cosh \mu_{m,i} L}{\mu_{m,i} \sinh \mu_{m,i} L} G_{m,i}^{avr} \right)$$

$$+ jkZ_w \sum_{m=0}^{\infty} \sum_{i=0}^{\infty} \left(U_0 \frac{1}{\bar{\mu}_{m+1,i} \sinh \bar{\mu}_{m+1,i} L} \bar{H}_{m+1,i}^{avr} \right.$$

$$\left. - U_L \frac{\cosh \bar{\mu}_{m+1,i} L}{\bar{\mu}_{m+1,i} \sinh \bar{\mu}_{m+1,i} L} \bar{G}_{m+1,i}^{avr} \right) \quad (23)$$

where k is wave-number, $Z_w = \rho c / S_w$, U_0 and U_L are the volume velocity of the input and output section, other symbols are defined by

$$H_{m,i}^{avr} = \frac{q^2 S_w}{2 S_0^2} \frac{\left(\int_{\eta_{01}}^{\eta_{02}} \int_{\xi_{01}}^{\xi_{02}} C e_m(\xi, s_{m,i}) \right)}{\int_0^{2\pi} \int_0^{\xi_w} C e_m^2(\xi, s_{m,i})} \frac{c e_m(\eta, s_{m,i})(\cosh 2\xi - \cos 2\eta) d\xi d\eta)^2}{c e_m^2(\eta, s_{m,i})(\cosh 2\xi - \cos 2\eta) d\xi d\eta} \quad (24)$$

$$\bar{H}_{m+1,i}^{avr} = \frac{q^2 S_w}{2 S_0^2} \frac{\left(\int_{\eta_{01}}^{\eta_{02}} \int_{\xi_{01}}^{\xi_{02}} S e_{m+1}(\xi, \bar{s}_{m+1,i}) \right)}{\int_0^{2\pi} \int_0^{\xi_w} S e_{m+1}^2(\xi, \bar{s}_{m+1,i})} \frac{s e_{m+1}(\eta, \bar{s}_{m+1,i})(\cosh 2\xi - \cos 2\eta) d\xi d\eta)^2}{s e_{m+1}^2(\eta, \bar{s}_{m+1,i})(\cosh 2\xi - \cos 2\eta) d\xi d\eta} \quad (25)$$

$$G_{m,i}^{avr} = \frac{q^2 S_w}{2 S_0 S_L} \frac{\left(\int_{\eta_{L1}}^{\eta_{L2}} \int_{\xi_{L1}}^{\xi_{L2}} C e_m(\xi, s_{m,i}) \right)}{\int_0^{2\pi} \int_0^{\xi_w} C e_m^2(\xi, s_{m,i})} \frac{c e_m(\eta, s_{m,i})(\cosh 2\xi - \cos 2\eta) d\xi d\eta)^2}{c e_m^2(\eta, s_{m,i})(\cosh 2\xi - \cos 2\eta) d\xi d\eta} \quad (26)$$

$$\bar{G}_{m+1,i}^{avr} = \frac{q^2 S_w}{2 S_0 S_L} \frac{\left(\int_{\eta_{L1}}^{\eta_{L2}} \int_{\xi_{L1}}^{\xi_{L2}} S e_{m+1}(\xi, \bar{s}_{m+1,i}) \right)}{\int_0^{2\pi} \int_0^{\xi_w} S e_{m+1}^2(\xi, \bar{s}_{m+1,i})} \frac{s e_{m+1}(\eta, \bar{s}_{m+1,i})(\cosh 2\xi - \cos 2\eta) d\xi d\eta)^2}{s e_{m+1}^2(\eta, \bar{s}_{m+1,i})(\cosh 2\xi - \cos 2\eta) d\xi d\eta} \quad (27)$$

$$\mu_{m,i} = \frac{1}{a_w} \sqrt{\lambda_{m,i}^2 - (ka_w)^2} \quad (28)$$

$$\bar{\mu}_{m+1,i} = \frac{1}{a_w} \sqrt{\bar{\lambda}_{m+1,i}^2 - (ka_w)^2} \quad (29)$$

3. RESULTS AND DISCUSSIONS

Hereafter, in order to obtain a great soundproofing effect, we will investigate the characteristic of the higher order mode that propagated inside the unit. Resonance of the higher order mode wave will occur when the denominator of Eq. (23) become zero, namely at the frequencies of

$$\mu_{m,i} \sinh \mu_{m,i} L = 0$$

$$\therefore f_{m,i} = \frac{c}{2\pi a_w} \sqrt{\lambda_{m,i}^2 + (n\pi a_w / L)^2} \quad (n = 0, 1, 2, \dots) \quad (30)$$

$$\bar{\mu}_{m+1,i} \sinh \bar{\mu}_{m+1,i} L = 0$$

$$\therefore \bar{f}_{m,i} = \frac{c}{2\pi a_w} \sqrt{\bar{\lambda}_{m+1,i}^2 + (n\pi a_w / L)^2} \quad (n = 0, 1, 2, \dots) \quad (31)$$

The constants $\lambda_{m,i}$ and $\bar{\lambda}_{m+1,i}$ corresponding to eccentricity of the elliptical ventilation unit are given in [3]. Generation mechanism of the higher mode can be understood according to the calculation example of even and odd modes within 4kHz shown in **Fig.3** in the case of elliptical having a eccentricity of 0.74, $L = 12\text{cm}$ and the major axis of 7.8cm. **Fig.4** shows the experimental result. Agreement observed between the measurement and our predicted resonance frequencies is acceptable. Note that, the symbol C in **Fig. 4** related to the Insert-Loss, it be obtain by $C = U_0 / \bar{P}_{out}$ while $U_L = 0$.

4. CONCLUSIONS

Characteristic of sound propagation in an elliptical soundproofing unit having an input and output has been presented by solving the wave equation considering the higher-order mode effect. To prove the theory, experiments were carried out and agreement is obtained. Eq.(23) enable account the insertion-loss or the selection of size and placement of input and output openings in such a way that would minimize the effect of higher-order mode waves.

5. REFERENCES

[1] Y. Nishimura, S. Nishimura, T. Nishi-

mura, T. Yano, "Sound propagation in soundproofing casement windows", Journal of Applied Acoustics 2009; 70(2009); pp. 1160-1167.

[2] Sohei N., Tsuyoshi N., Takashi Y, "Acoustic analysis of elliptical muffler chamber having a perforated pipe", Journal of Sound and Vibration, Vol.297, 761-773(2006).

[3] N. W. McLachlan, "Theory and application of Mathieu Function", (Clarendon Press, Oxford, 1951).

[4] J. G. Ih, "The reactive attenuation of rectangular plenum chambers", Journal of Sound and Vibration 1992; 157 (1); pp. 93-122.

[5] Eriksson, L.J, "Higher order mode effects in circular ducts and expansion chambers", J. Acoust. Soc. Am. 1980; 68(2): pp.545-550.

[6] Zander, Hansen, "Active control of high-

er order acoustic modes in ducts", J. Acoust. Soc. Am. 1992; 92(1): pp.244-257.

[7] Yin, Y., Horoshenkov, "The attenuation of the higher-order cross-section modes in a duct with a thin porous layer", Journal of the Acoustical Society of America 2005; 117 (2); pp. 528-535.

[8] Munjal M.L, "Acoustics of Ducts and Mufflers", Willey New York 1987.

[9] S. Nishimura, T. Nishimura, T. Yano, "Acoustic analysis of elliptical muffler chamber having a perforated pipe", Journal of Sound and Vibration 2006; 297; pp. 761-773.

[10] Bilawchuk, S., Fyfe, K.R., "Comparison and implementation of the various numerical methods used for calculating transmission loss in silencer systems", Applied Acoustics 2003; 64 (9); pp. 903-916.

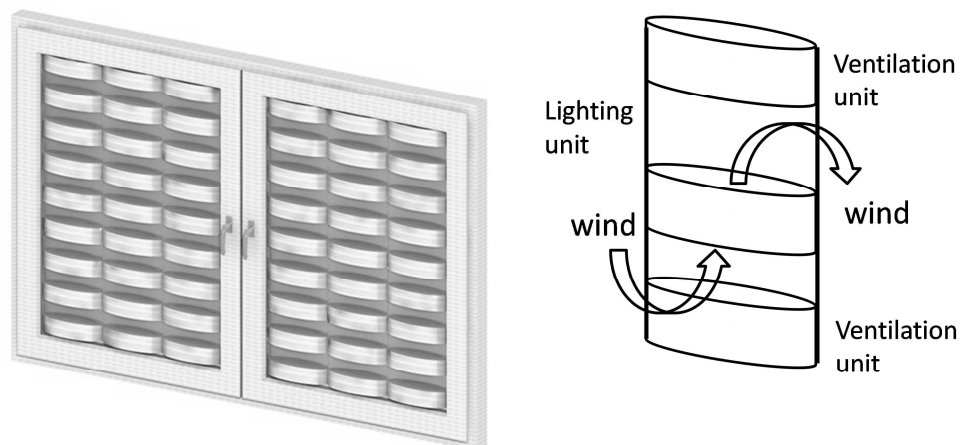


Figure1. Basic structure of the windows

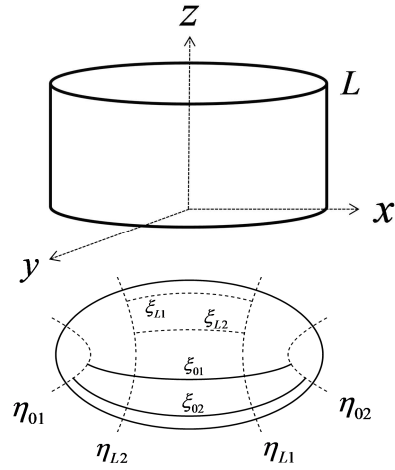


Figure2. Model of calculation

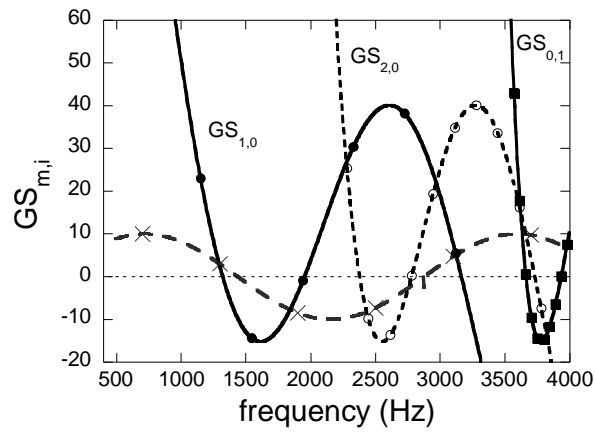


Figure3. Computed result based on Eq.(6)

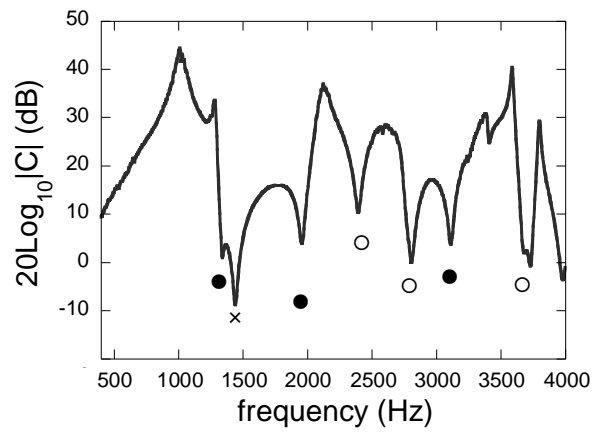


Figure4. Experimental result